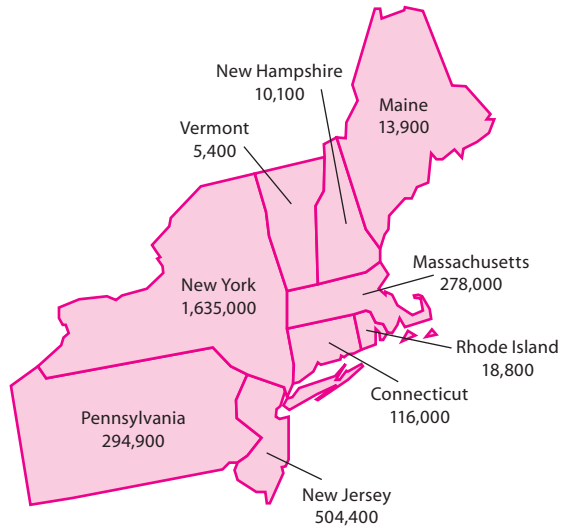


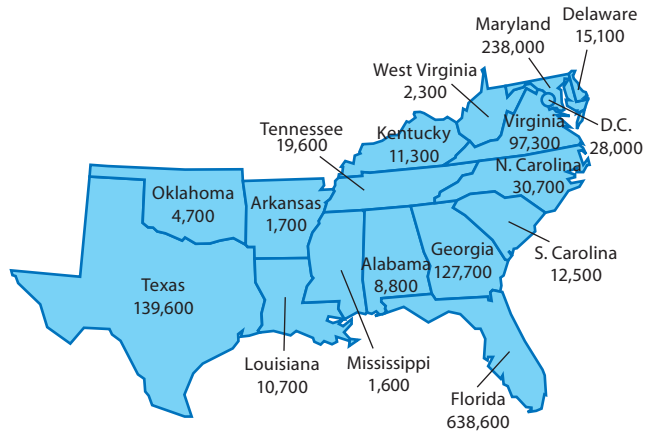
Northeastern States*

Number of Jewish Persons: 2,876,500



Southern States*

Number of Jewish Persons: 1,388,200



www.JewishDataBank.org

Visit us on the web at:

The Berman Institute-North American Jewish Data Bank at the University of Connecticut is hosted by the Center for Judaic Studies and Contemporary Jewish Life in partnership with the Roper Center for Public Opinion Research, with the support of The Jewish Federations of North America (JFNA)



Pocket Demographics: US Jewish Population



The Berman Institute-North American Jewish Data Bank (NAJDB) is the central repository of social scientific studies of North American Jewry. The Data Bank's primary functions are to (1) acquire, archive, and disseminate quantitative data sets and reports, both contemporary and historical, and (2) encourage utilization of the archive. Our goal is to aid in understanding North American Jewish communities and to improve the quality and utilization of research conducted about North American Jewry.

© 2012 North American Jewish Data Bank

Visit us on the web at
www.JewishDataBank.org

US National Jewish Data**

Source: NJPS 2000-01 (Rounded)

Demographics

Number of Jewish Households (HH): 2,900,000
Number of Jewish Persons: 5,200,000

Jewish Children Under 18: 19%
Jewish Adults 18-64: 62%
Jewish Adults 65+: 19%

Highest Degree - Bachelor's Degree: 32%
(Jewish Adults 25+) Graduate Degree: 28%

People who live in poor Jewish HH: 353,000
Below National Poverty Line-
Jewish HH/Jewish Persons: 5%

Intermarriage and Children

Couples Who Are Intermarried: 48%
Percent of All Children Who Live in Intermarried HH: 38%

Belonging, Believing and Behaving

Denominational Preference ("consider self") -
Orthodox: 10%
Conservative: 26%
Reform: 35%
Reconstructionist: 2%
Just Jewish: 25%

Synagogue Member: 46%

Attended Synagogue/Temple in Past Year -
Did Not Attend: 29%
Special Occasions/High Holidays Only: 25%
Few Times a Year/Monthly: 28%
Daily/Weekly/Several Times a Month: 18%

Ritual Behavior-
Lit Hanukkah Candles in Past Year: 72%
Attended Passover Seder in Past Year: 68%
Fasted on Yom Kippur in Past Year: 60%
Always/Usually Lights Shabbat Candles: 28%
Keeps Kosher at Home: 21%

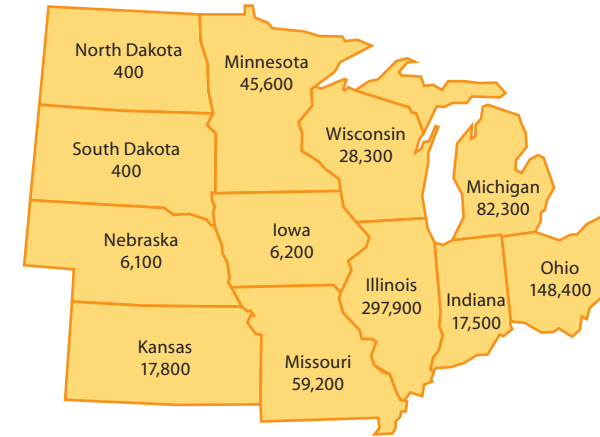
Philanthropic Giving in Past Year & Israel

Gave to Jewish Charity: 55%
Gave to Non-Jewish Charity: 66%

Visited Israel: 37%
Emotionally Attached to Israel: 63%

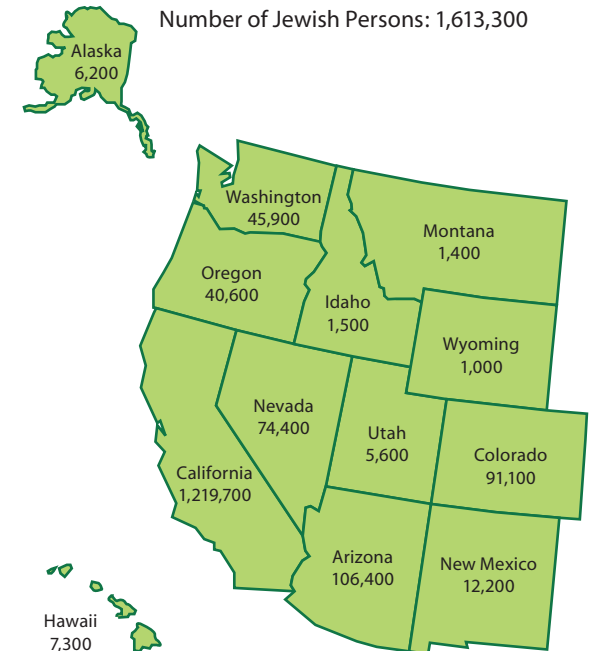
Midwestern States*

Number of Jewish Persons: 710,100



Western States*

Number of Jewish Persons: 1,613,300



*Source for state and metropolitan population estimates: "Current Jewish Population Reports," Jewish Population in the United States, 2011," Berman Institute-North American Jewish Data Bank at the University of Connecticut, 2011.

**Source for US national and regional data on Jewish demographics and Jewish connections is the National Jewish Population Survey 2000-01 (NJPS). Jewish adults are used as the basis of percentages presented for denominational preference, synagogue membership, ritual behavior, philanthropic giving and Israel visits/attachment.

Midwestern Regional Data**

Jewish Households(HH): 358,000
 Jewish Persons: 624,400
 Couples Who Are Intermarried: 51%
 % of All Children Who Live in Intermarried HH: 50%
 Denominational Preference - Orthodox: 6%
 Conservative: 26%
 Reform: 42%
 Just Jewish: 22%

Synagogue Member: 54%
 Ritual Behavior:
 Always/Usually Lights Shabbat Candles: 25%
 Keeps Kosher at Home: 16%

Philanthropic Giving in Past Year and Israel:
 Gave to Jewish Charity: 61%
 Gave to Non-Jewish Charity: 77%
 Visited Israel: 33%

Western Regional Data**

Jewish Households(HH): 722,000
 Jewish Persons: 1,120,500
 Couples Who Are Intermarried: 58%
 % of All Children Who Live in Intermarried HH: 45%
 Denominational Preference - Orthodox: 6%
 Conservative: 21%
 Reform: 37%
 Just Jewish: 30%

Synagogue Member: 37%
 Ritual Behavior:
 Always/Usually Lights Shabbat Candles: 22%
 Keeps Kosher at Home: 15%

Philanthropic Giving in Past Year and Israel:
 Gave to Jewish Charity: 48%
 Gave to Non-Jewish Charity: 64%
 Visited Israel: 32%

Top 50 American Jewish Metropolitan Areas*

Rank	Community	State	Jewish Pop.	Rank	Community	State	Jewish Pop.
1	New York	NY	1,538,000 ^a	26	Ocean County	NJ	61,500
2	Los Angeles	CA	519,200	27	St. Louis	MO	54,000
3	Chicago	IL	291,800	28	Middlesex County	NJ	52,000
4	San Francisco	CA	227,800	29	Dallas	TX	50,000
5	Washington, DC (No. VA & Sub. MD)	DC-VA-MD	215,600	30	Southern NJ (Cherry Hill)	NJ	49,200
6	Philadelphia	PA	214,600	31	Fairfield County	CT	46,600
7	Boston	MA	210,500	32	Houston	TX	45,000
8	Palm Beach County	FL	208,800	33	Pittsburgh	PA	42,200
9	Broward County	FL	170,700	34	Minneapolis-St. Paul	MN	39,200
10	Atlanta	GA	119,800	35	Seattle	WA	37,200
11	Miami-Dade County	FL	106,300	36	Portland	OR	36,400
12	East Bay	CA	100,000	37	Hartford	CT	32,800
13	Baltimore	MD	93,400	38	Orange County	NY	32,500
14	Bergen County	NJ	92,500	39	San Gabriel (Pomona Valley-Ontario)	CA	30,000
15	Rockland County	NY	91,100	40	Cincinnati	OH	27,000
16	Essex-Morris (MetroWest)	NJ	91,000	41	St. Petersburg (Pinellas County)	FL	25,000
17	San Diego	CA	89,000	42	Long Beach	CA	23,800
18	Denver	CO	83,900	43	New Haven	CT	23,000
19	Phoenix	AZ	82,900	44	Union County (excludes N. Union)	NJ	22,600
20	Cleveland	OH	81,500	45	Columbus	OH	22,000
21	Orange County	CA	80,000	46	Tucson	AZ	21,400
22	Las Vegas	NV	72,300	47	Sacramento	CA	21,300
23	Detroit	MI	67,000	48	Milwaukee-Waukesha	WI	21,100
24	Monmouth County	NJ	64,000	49	Rochester	NY	21,000
25	San Jose (Silicon Valley)	CA	63,000	50	Orlando	FL	20,700

*Source: North American Jewish Data Bank, 2011. Estimates rounded to the nearest hundred. The "Top 50" Jewish Metropolitan areas are usually defined by the local community and do not necessarily correspond to any governmental or other official definitions; Florida communities exclude part-year residents.

^aNew York estimate as of June 2012.

Northeastern Regional Data**

Jewish Households (HH): 1,108,000
 Jewish Persons: 2,175,000
 Couples Who Are Intermarried: 39%
 % of All Children Who Live in Intermarried HH: 29%
 Denominational Preference - Orthodox: 15%
 Conservative: 27%
 Reform: 30%
 Just Jewish: 25%

Synagogue Member: 50%
 Ritual Behavior:
 Always/Usually Lights Shabbat Candles: 33%
 Keeps Kosher at Home: 28%

Philanthropic Giving in Past Year and Israel:
 Gave to Jewish Charity: 57%
 Gave to Non-Jewish Charity: 63%
 Visited Israel: 42%

Southern Regional Data**

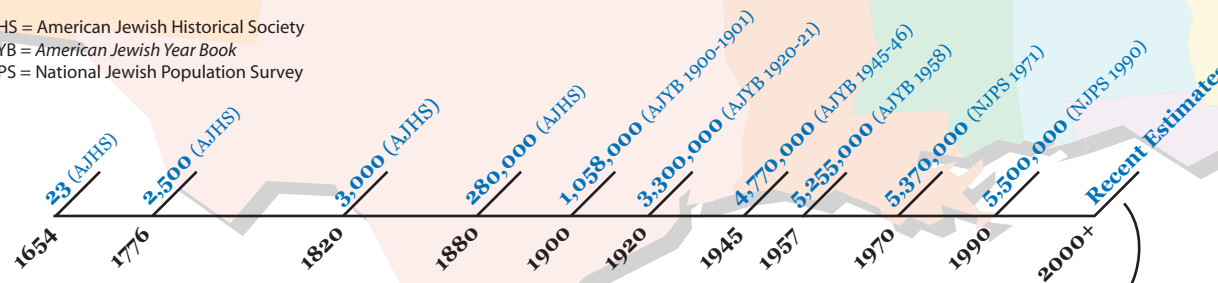
Jewish Households (HH): 689,500
 Jewish Persons: 1,136,000
 Couples Who Are Intermarried: 45%
 % of All Children Who Live in Intermarried HH: 43%
 Denominational Preference - Orthodox: 5%
 Conservative: 29%
 Reform: 39%
 Just Jewish: 23%

Synagogue Member: 44%
 Ritual Behavior:
 Always/Usually Lights Shabbat Candles: 26%
 Keeps Kosher at Home: 15%

Philanthropic Giving in Past Year and Israel:
 Gave to Jewish Charity: 55%
 Gave to Non-Jewish Charity: 67%
 Visited Israel: 36%

Historical American Jewish Population Estimates

AJHS = American Jewish Historical Society
 AJYB = American Jewish Year Book
 NJPS = National Jewish Population Survey



Recent Estimates of American Jews:

National Jewish Population Survey 2000-01: 5,200,000
 American Jewish Identity Survey 2001: 5,340,000
 American Jewish Identity Survey 2008: 5,200,000-5,400,000

Survey of Heritage and Religious Identification 2001-02: 6,002,000
 Steinhart/Brandeis Meta-Analysis 2011: 6,400,000
 North American Jewish Data Bank (aggregate) 2011: 6,588,000

Edited at the Berman Institute—North American Jewish Data Bank at the University of Connecticut, Storrs, CT 06269-1205

Special thanks to Bill Berman - Chair of Board, NAJDB, Laurence Kotler-Berkowitz - Director, Research and Analysis, The Jewish Federations of North America (JFNA), and Ira Sheskin, University of Miami

Arnold Dashefsky - Director
 Ron Miller - Associate Director
 Cory Lebson - Associate Director for Information Technology
 Sam Richardson - Senior Graduate Assistant
 David Kremelberg - Senior Graduate Assistant
 Allen Hyde - Senior Graduate Assistant
 Lorri Lafontaine - Program Assistant
 Meena Lee - Graphic Design, Roper Center
 Jessica Hartke and Katherine Peveler - Graduate Assistants
 Sarah Markowitz - Research Assistant

Who Counts as a Jew:

Representing about 2% of the total US population, American Jews are a "rare population." Therefore, each study of them has presented researchers with unique and interesting challenges. Variations among the estimates presented here are the result of different definitions and methodologies, as well as the auspices under which a given study was conducted.